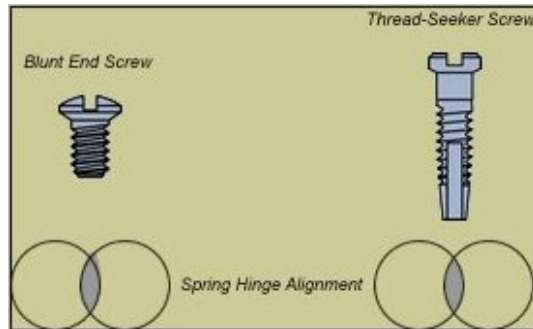


Spring Hinge Thread-Seeker

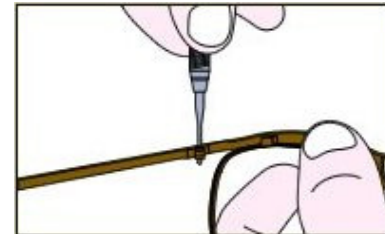
Hardware, especially Spring Hinges, doesn't always line up correctly, and that makes it difficult to insert a blunt end screw. This specially designed Spring Hinge Thread-Seeker screw will start threading and align itself with its tapered end when you insert it. It's that easy!



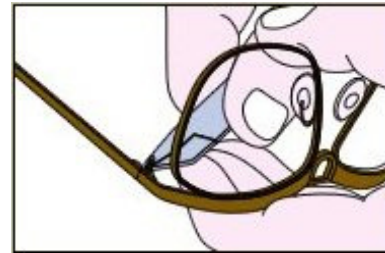
1. Insert the Thread-Seeker screw



2. Start insertion with a screwdriver and the tapered end does the rest.



3. Snap off the excess screw for a perfect fit.



Smart Optical Solutions reproduced with kind permission of Hilco® Europe

